



## PowerNet Limited Fact Sheet – October 2017

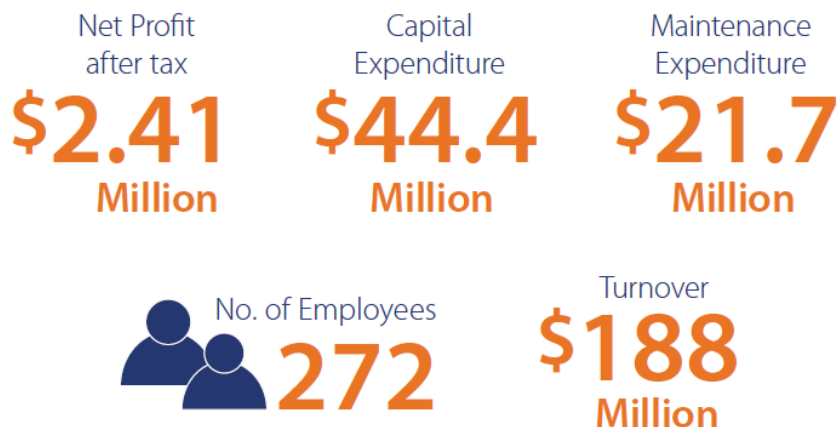
### Key Information

- ✓ Electricity network management company, owned jointly by The Power Company Limited and Electricity Invercargill Limited, formed in 1994
- ✓ Invercargill based, with an office in Balclutha and depots at Lumsden, Te Anau, Gore, Palmerston, Ranfurly, Frankton, Balclutha and Stewart Island
- ✓ Supply electricity to 70,000 connected customers
- ✓ Significant network assets; - 14,300kms of lines & cables, 160,000 poles, 73 Zone substations, 15,900 transformers

### Electricity Networks Under Management



### Key Statistics – 2016/17



### Key Business Priorities

Workplace & Public Safety  
Regulatory Regime uncertainties  
Customer Pricing Methodology Review

Organisational Culture  
Emerging Technology  
Transmission Pricing Methodology Review






Network Reliability  
Low fixed charge tariff

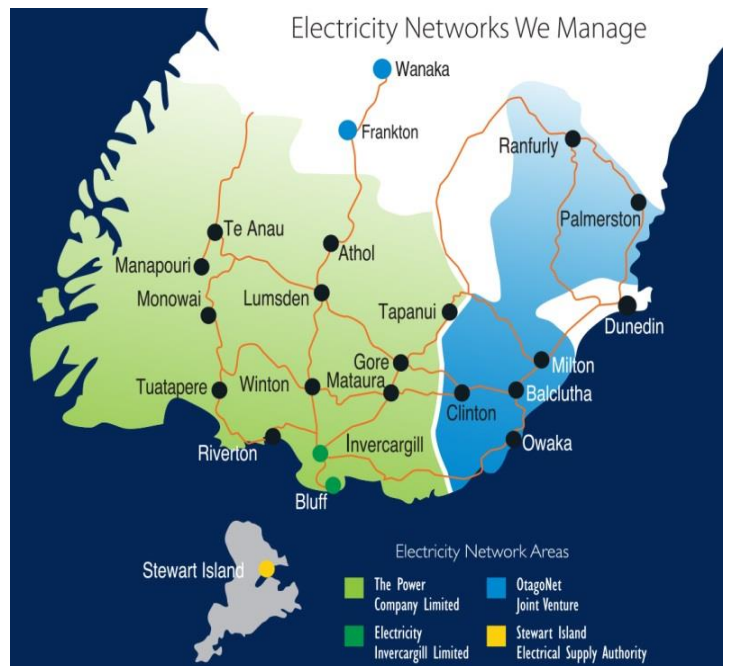
**Safe | Efficient | Reliable  
Power to Communities**



## Key Statistics – Electricity Networks Under Management

### 2017 PowerNet Network Comparisons

	 THE POWER COMPANY LTD	 EIL Electricity Invercargill Ltd	 OtagoNet	 ESL Electricity Southland Ltd	 STEWART ISLAND Electrical Supply Authority
Network Ownership	Southland Electric Power Supply Consumer Trust	Invercargill City Holdings Ltd	Electricity Invercargill Ltd/The Power Company Ltd	Electricity Invercargill Ltd/The Power Company Ltd	Southland District Council
Connected Consumers					
Total	35,608	17,377	14,912	877	447
- Residential	26,243	15,244	11,381	630	354
- Industrial	202	127	97	9	40
- Commercial	9,163	2,006	3,434	238	53
Network Length	8,876km	665km	4,654km	62km	25km
Consumer Density	4.0 consumers/km	26.1 consumers/km	3.2 consumers/km	14.2 consumers/km	17.8 consumers/km
Number of Distribution Transformers	11,101	444	4,248	50	43
Distribution Transformer Capacity	428.2MVA	149.0MVA	172.1MVA	19.1MVA	2.4MVA
Distribution Transformer Density	48.2kVA/km	224.2kVA/km	37.0kVA/km	308.8kVA/km	96kVA/km
Maximum Demand - System	135MW	63MW	61MW	4.4MW	0.44MW
Total Energy Conveyed - Transpower	751GWh	268GWh	422GWh	18.8GWh	1.51GWh
Regulatory Value	\$328 million	\$75 million	\$161 million	-	-



## Joint Venture Investments

- ✓ PowerNet manages their shareholders joint venture investments
- ✓ These are now considerable, in excess of \$330 million invested
- ✓ The Shareholders (EIL & TPCL) have been investing together for 25 years

# PowerNet

### Southern Generation

Wind & Hydro Generation business  
 TPCL & EIL own 50% of SGLP via Roaring Forties Energy, Pioneer Energy own remaining 50%  
 Three renewable generation investments in Bay of Plenty, Otago & Southland  
 Two hydro investments being developed in the South Island

### OtagoNet

Electricity Distribution Network, eastern and rural Otago  
 TPCL (75.1%), EIL (24.9%)  
 Managed by PowerNet

### Electricity Southland

Electricity Distribution Network, Frankton & Wanaka regions in Otago  
 TPCL (75.1%), EIL (24.9%)  
 Managed by PowerNet

### PowerNet

**Integrated electricity network management company**

Updated: October 2017

**Safe | Efficient | Reliable**  
**Power to Communities**